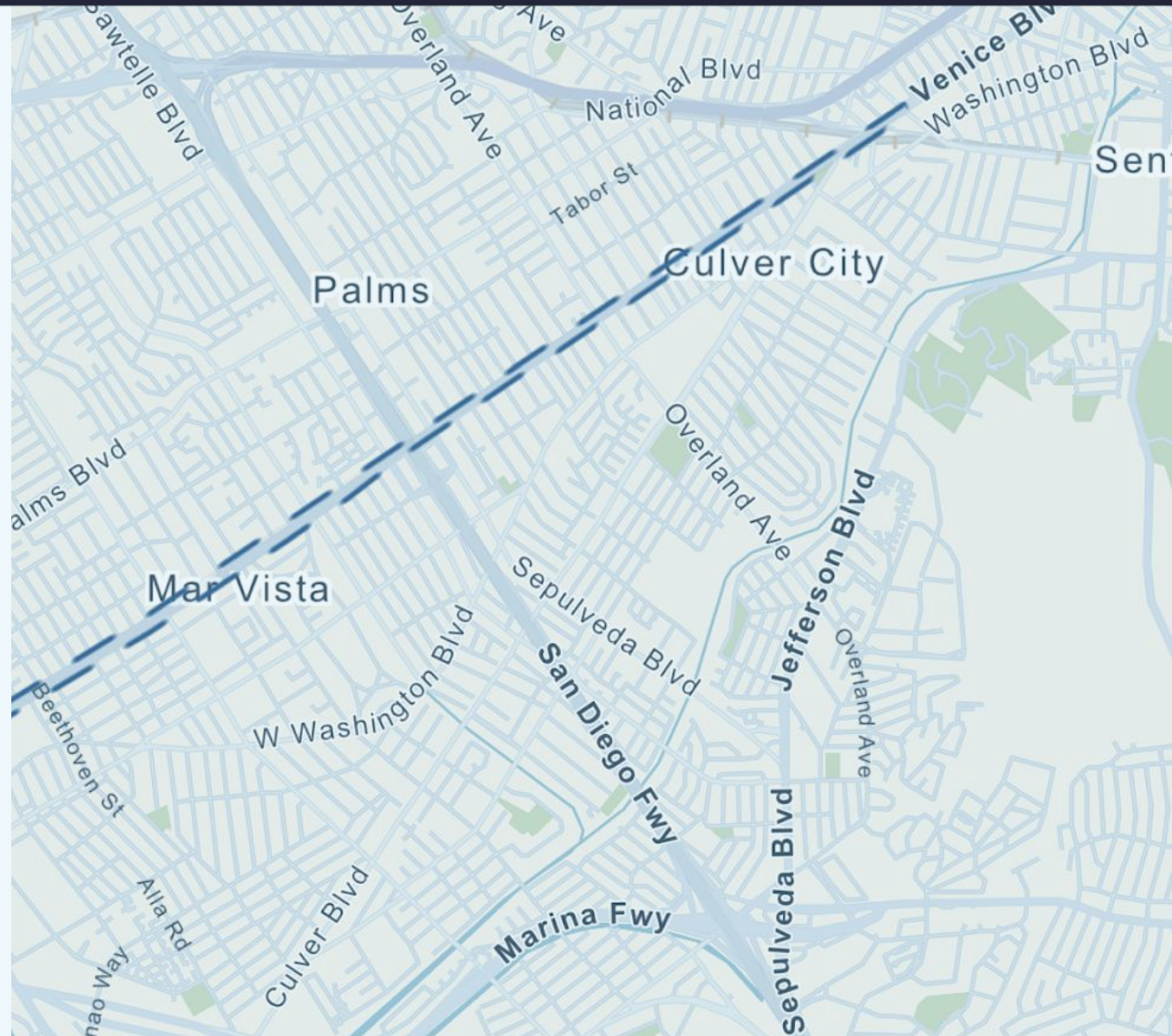


# Venice Blvd.

Safety and Mobility Project

## Community Engagement Process Recap & Feedback Summary

*October 5, 2022*



## Community Engagement Strategies



Community Briefings



Community Meetings



Community Survey



Bus Rider Survey



Email, Newsletters & Social



Mailer



Community Events/Tabling



Business Canvassing



Community Workshop



Business Listening Sessions

# Venice Blvd.

Safety and Mobility Project

## Palms NC Community Engagement Partnership



Social Media/Marketing



Walk-a-Thon



Motor Ave Farmers Market

## Community Briefings/Meetings

### Community Briefings



- Non-profits
- Schools
- Faith organizations
- Resident associations

23

### Community Meetings



- Palms NC\*
- Mar Vista NC\*
- Venice Chamber of Commerce
- Venice NC\*
- Metro Westside/Central Service Council
- South Robertson NC
- Westside Regional Alliance of Councils (WRAC)
- Mar Vista Senior Club

10

*\*Denotes Board and T-Committee attendance*

# Venice Blvd.

## Safety and Mobility Project

## Surveys

### Bus Rider Survey



122  
responses

- Metro Line 33
  - 5 highest ridership stops between Venice/Robertson-Venice/Centinela
- Survey conducted the week of August 15th

### Community Survey



1,868  
responses

- Ran from July 27 to September 30th
- 72% of all respondents live along or surrounding the project area
  - 90066, 90034, 90291, 90230, 90232

# Venice Blvd.

Safety and Mobility Project

## Marketing



### Mailer

- Households and businesses

~14,000



### Social Media Campaign

- 7 day ad campaign

~36,424  
unique viewers



Mailer area (1/4 mi radius) and NC boundaries

# Venice Blvd.

Safety and Mobility Project

## On-street Outreach

Community  
Events/Tabling/Pop-ups



28



# Venice Blvd.

Safety and Mobility Project

## On-street Outreach

Business Canvassing



250+

From National Blvd  
to Lincoln Blvd





## Community Workshop and Listening Sessions

### Community Workshop



- August 31, 2022
- Feedback received
  - 542 Q&A questions/comments
  - 76 comments
    - 55 in support

354

participants

### Business Listening Sessions



- Upcoming in-person business listening session:
  - Tuesday, Oct 11th  
4pm-5:30pm  
Versailles Restaurant  
10319 Venice Blvd., Los Angeles, CA 90034

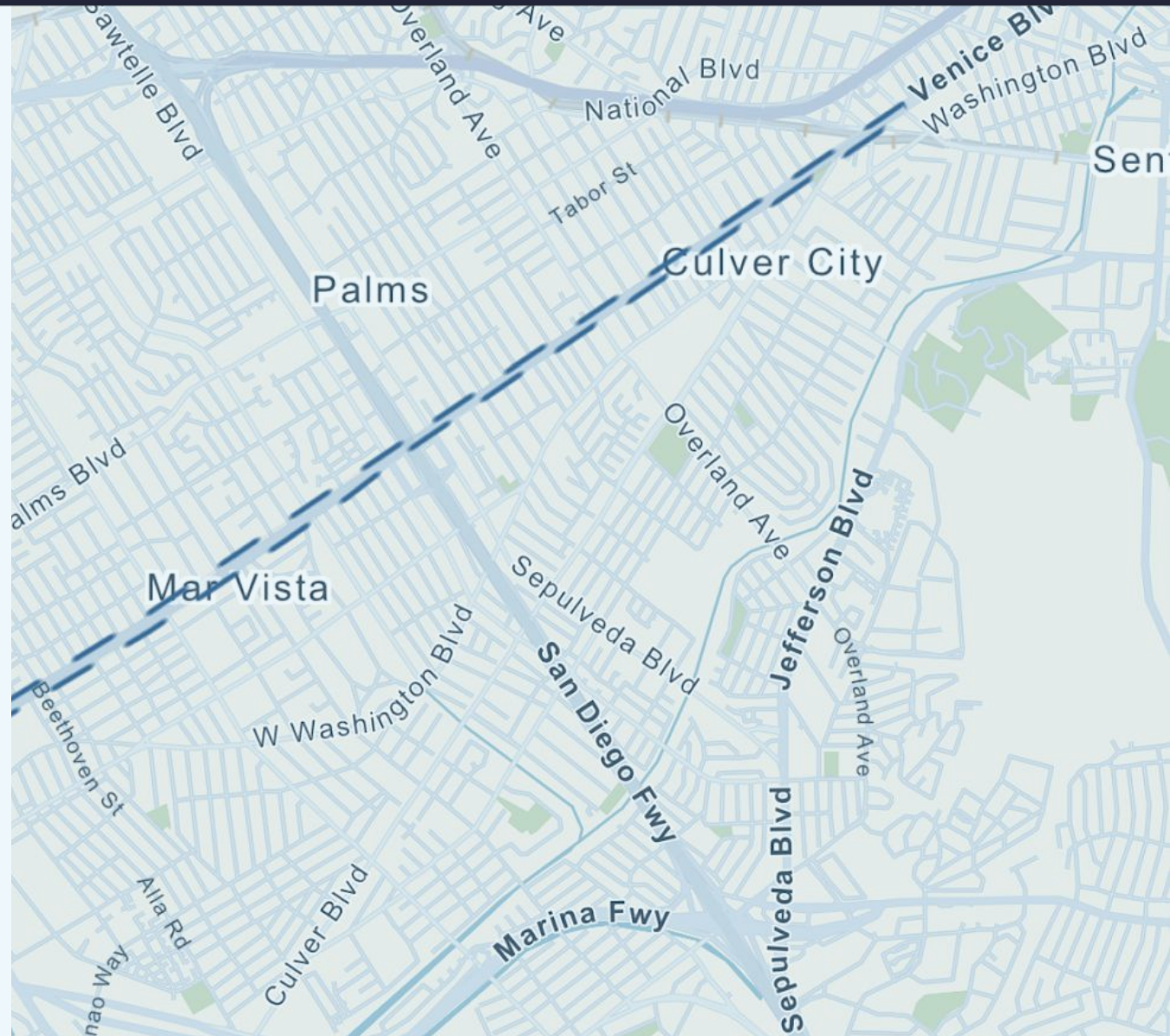
31

participants

# Venice Blvd.

Safety and Mobility Project

## What We Heard



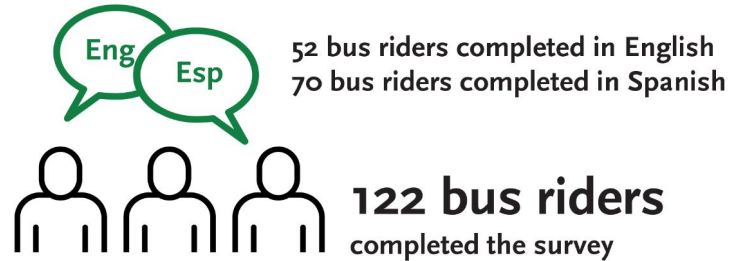
# Venice Blvd.

## Safety and Mobility Project

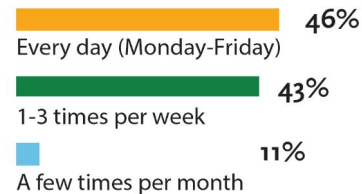
# Bus Rider Survey Results

## Bus Rider Survey Results

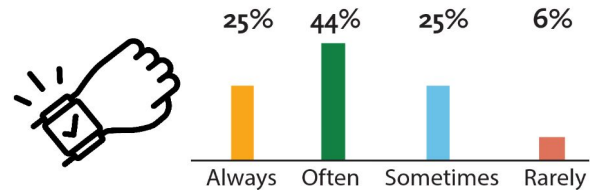
Outreach staff surveyed Line 33 bus riders along the Venice Blvd corridor on August 15-19



How often do you ride a bus along this corridor?



How often do you experience delays due to traffic congestion on Venice Bl? (Pick one)



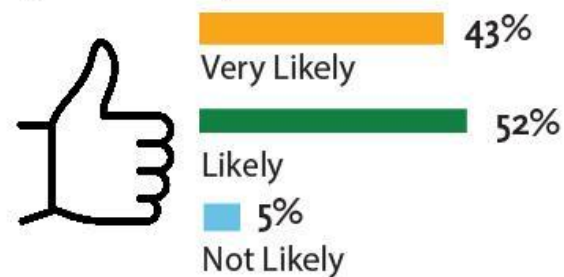
## Bus Rider Survey Results

### Bus Rider Survey Results

Please rank which benefits of a bus priority lane are most important to you.

- 1 Faster travel speed while on bus
- 2 The bus showing up on time more often
- 3 More consistent/reliable trip times
- 4 Safety by reducing opportunities for speeding and unsafe lane changes

Would having a more reliable trip time on this line encourage you to use the bus more?  
(Pick one)



# Venice Blvd.

Safety and Mobility Project

## Community Survey Results

- Total respondents: **1,868**
- Total written comments received: **1,145**
- Total respondents who ride a bike or scooter as their preferred mode of travel: **51%**
- Total respondents who ride a bus as their preferred form of travel: **12%**



## Community Survey Results

### How would you describe your relationship to Venice Blvd?

- **1,400** shop, eat or visit local businesses
- **1,200** commute on Venice
- **399** work here
- **82** respondents own or represent a business here

### Travel patterns on Venice Blvd


- **10%** of respondents **rely on transit, bicycle, or scooter** to travel on Venice (do not have access to a vehicle)
- Most respondents who get around by **bus, bicycle or scooter** are traveling to Venice to **visit local businesses (40%) or traveling to work (22%)**

# Venice Blvd.

Safety and Mobility Project

## Community Survey Results

Do you feel there is a need to improve safety and access for everyone traveling along Venice Boulevard?



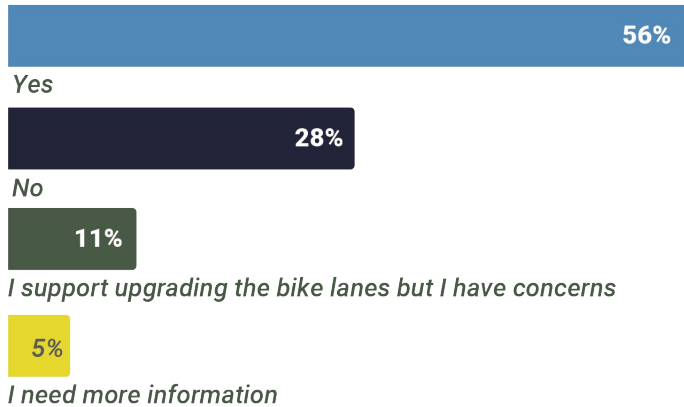
# Venice Blvd.

## Safety and Mobility Project

# Community Survey Results

## Community Survey Results

*Do you support upgrading the existing on-street bike lanes to parking protected bike lanes?*



*If you do not currently ride the bus along the corridor, would the addition of a bus-only lane encourage you to ride the bus along Venice Boulevard?*

