

Survey Identifier: \_\_\_\_\_ Date: \_\_\_\_\_

# Mar Vista Community Council

## SURVEY

Community Plan



### Your Opinion Matters!

1) How do you primarily access businesses on Venice Boulevard between Sepulveda Boulevard and Walgrove Avenue? (select one)

\_\_\_\_\_ Walk \_\_\_\_\_ Bicycle \_\_\_\_\_ Public Transit \_\_\_\_\_ Scooter \_\_\_\_\_ Car

2) Is there currently adequate parking for businesses along Venice Boulevard between Sepulveda Boulevard and Walgrove Avenue?

\_\_\_\_\_ Yes \_\_\_\_\_ No \_\_\_\_\_ Don't Know

3) What sorts of businesses would you like to see along Venice Boulevard between Sepulveda Boulevard and Walgrove Avenue? Select all that apply:

- |  |  |
|--|--|
| <input type="checkbox"/> Small Markets/Boutiques                             | <input type="checkbox"/> Bookstores  |
| <input type="checkbox"/> Supermarkets  | <input type="checkbox"/> Hotels  |
| <input type="checkbox"/> Chain Retail/Big box Stores                         | <input type="checkbox"/> Professional Services (Physicians/Dentists)               |
| <input type="checkbox"/> Bars  | <input type="checkbox"/> Government Services<br>(Post office/Library/Fire Station) |
| <input type="checkbox"/> Art Galleries/Studios/Museums                       | <input type="checkbox"/> Theatres (99-seat)  |
| <input type="checkbox"/> Service Oriented<br>(Hardware/Hair Salons/Cleaners) | <input type="checkbox"/> Parking Structures  |
| <input type="checkbox"/> Gyms/Fitness/Wellness                               | <input type="checkbox"/> Permanent Supportive Housing                              |
| <input type="checkbox"/> Pre-schools/Daycare                                 | <input type="checkbox"/> Market Rate Housing                                       |

4) What do you think the Maximum Height for building along Venice Boulevard between Sepulveda Boulevard and Walgrove Avenue should be? (select one):

- |  |  |  |
|--|--|--|
| <input type="checkbox"/> 1 Story (up to 15 ft) | <input type="checkbox"/> 4 Story (up to 45 ft) |  |
| <input type="checkbox"/> 2 Story (up to 25 ft) | <input type="checkbox"/> 5 Story (up to 55 ft) | <input type="checkbox"/> 7 Story (up to 75 ft) |
| <input type="checkbox"/> 3 Story (up to 35 ft) | <input type="checkbox"/> 6 Story (up to 65 ft) |  |

5) Should businesses along Venice Boulevard between Sepulveda Boulevard and Walgrove Avenue be Rent Stabilized?

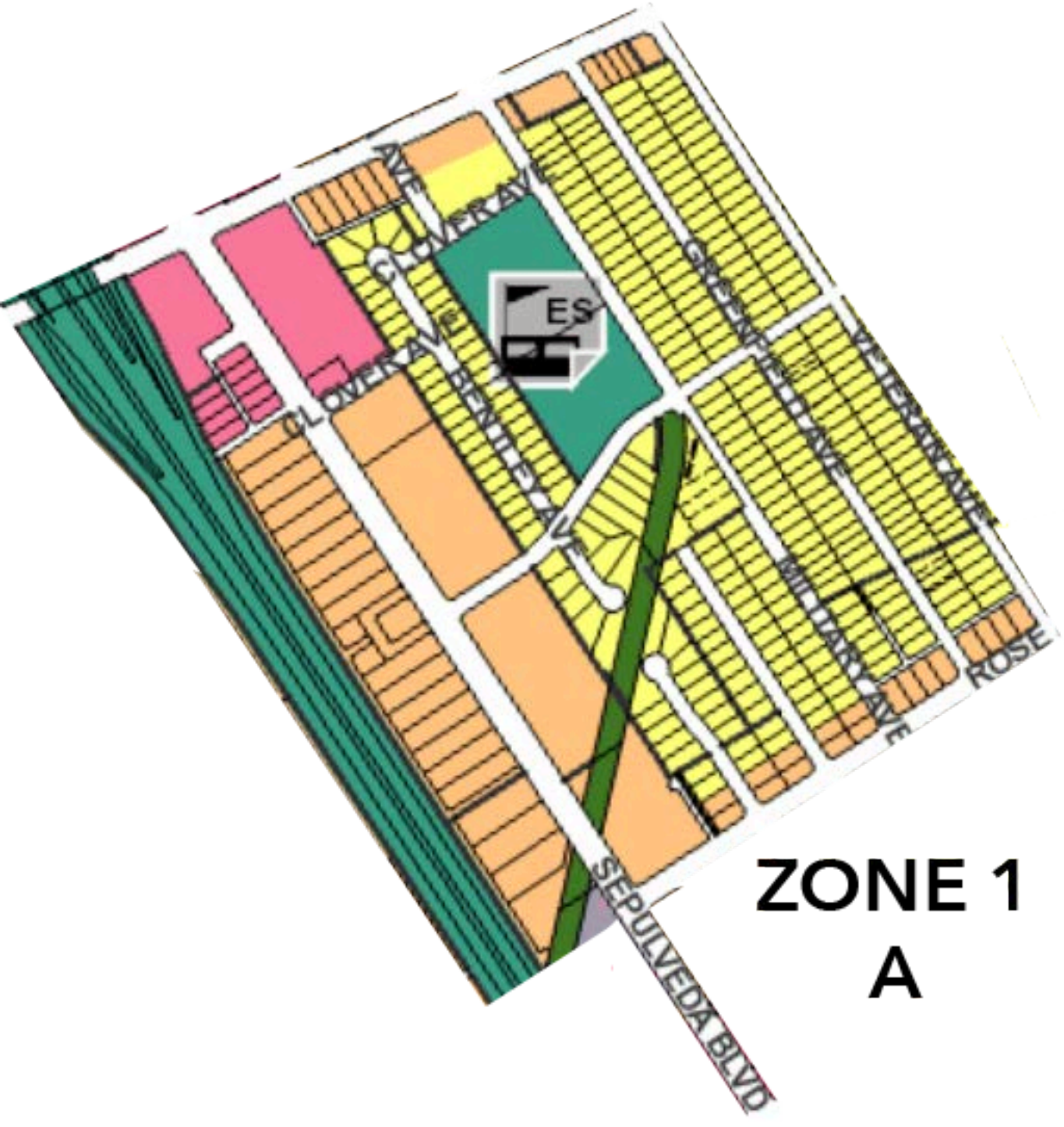
\_\_\_\_\_ Yes \_\_\_\_\_ No

6) Which one of the following roads should be considered to complete a subway or monorail from the San Fernando Valley to LAX through the Sepulveda Pass and onto the Westside? (select one):

\_\_\_\_\_ Overland Avenue \_\_\_\_\_ Sepulveda Blvd \_\_\_\_\_ Bundy Dr./Centinela Ave

7) Additional Comments (optional): \_\_\_\_\_

---



**ZONE 1**  
**A**



# Mar Vista Community Council



## DESCRIPTIVE METADATA REGARDING SURVEY

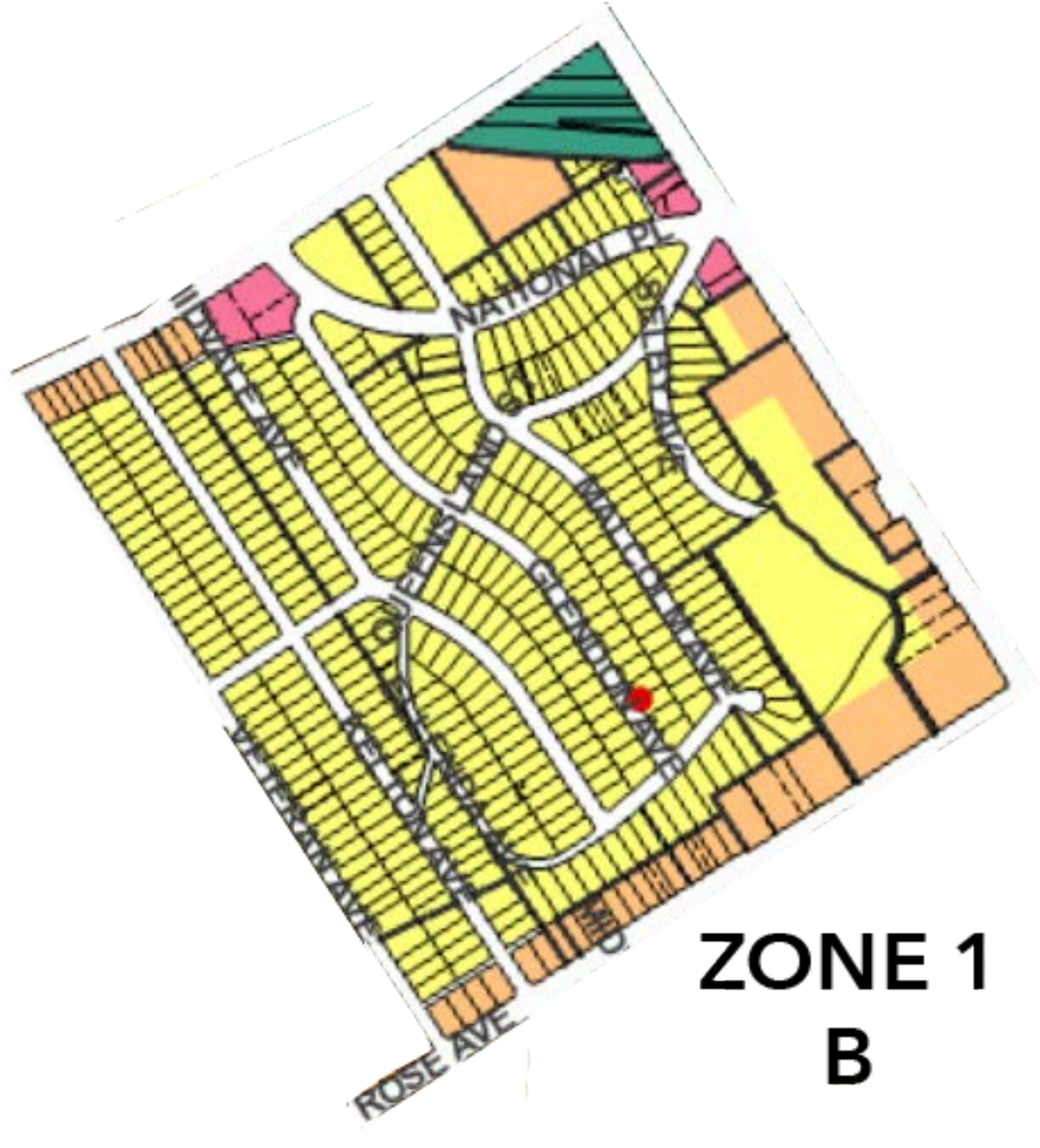
**Name of Survey Collector**

**Signature of Survey Collector**

SURVEY IDENTIFIER			STAKEHOLDER	STAKEHOLDER QUALIFIER
ZONE	SECTION	NUMBER		
Z1	A	001		
Z1	A	002		
Z1	A	003		
Z1	A	004		
Z1	A	005		
Z1	A	006		
Z1	A	007		
Z1	A	008		
Z1	A	009		
Z1	A	010		
Z1	A	011		
Z1	A	012		
Z1	A	013		
Z1	A	014		

SURVEY IDENTIFIER			STAKEHOLDER	STAKEHOLDER QUALIFIER
ZONE	SECTION	NUMBER		
Z1	A	015		
Z1	A	016		
Z1	A	017		
Z1	A	018		
Z1	A	019		
Z1	A	020		
Z1	A	021		
Z1	A	022		
Z1	A	023		
Z1	A	024		
Z1	A	025		
Z1	A	026		

**NOTES:**



**ZONE 1  
B**



# Mar Vista Community Council



## DESCRIPTIVE METADATA REGARDING SURVEY

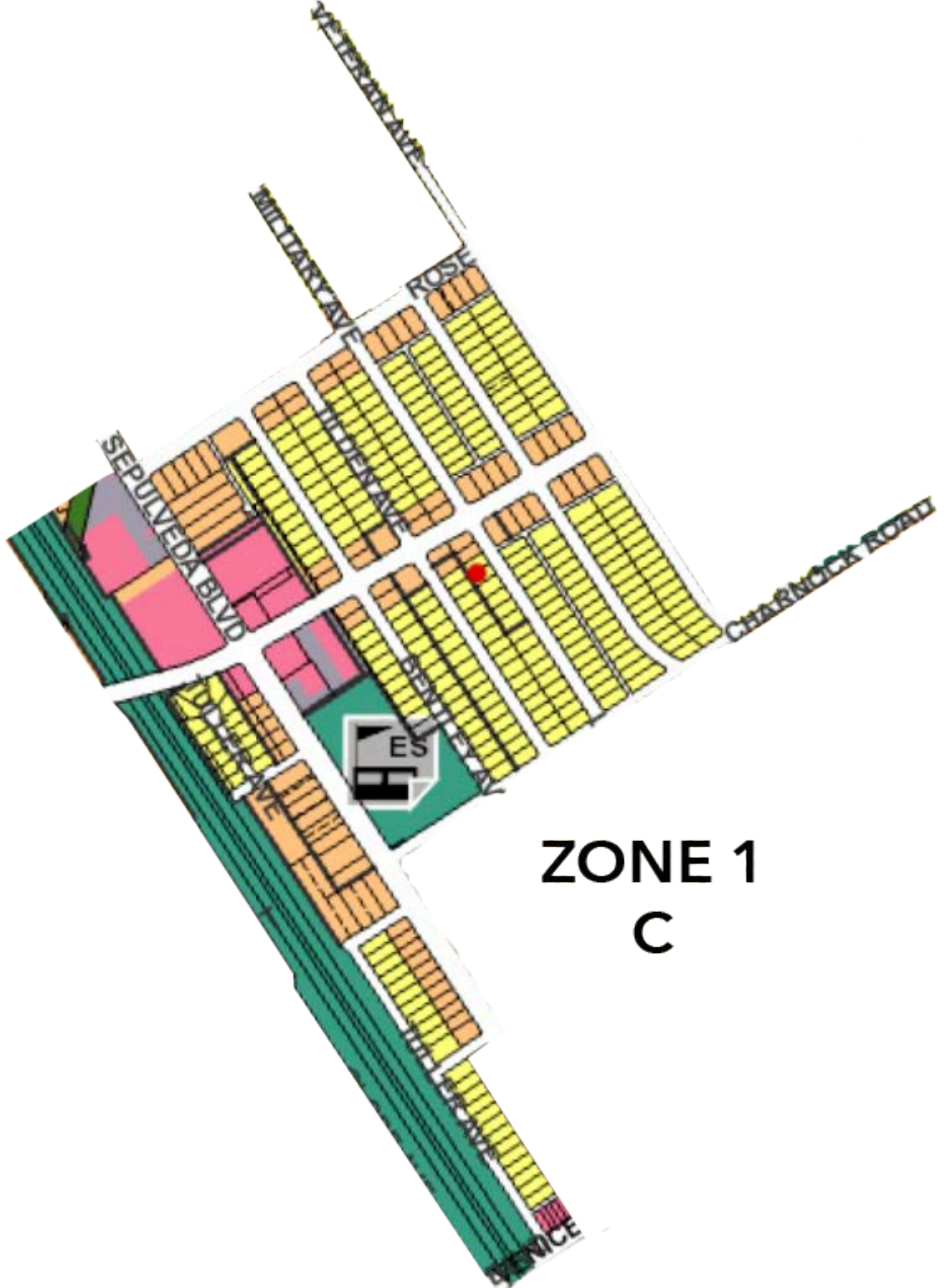
**Name of Survey Collector**

**Signature of Survey Collector**

SURVEY IDENTIFIER			STAKEHOLDER	STAKEHOLDER QUALIFIER
ZONE	SECTION	NUMBER		
Z1	B	001		
Z1	B	002		
Z1	B	003		
Z1	B	004		
Z1	B	005		
Z1	B	006		
Z1	B	007		
Z1	B	008		
Z1	B	009		
Z1	B	010		
Z1	B	011		
Z1	B	012		
Z1	B	013		
Z1	B	014		

SURVEY IDENTIFIER			STAKEHOLDER	STAKEHOLDER QUALIFIER
ZONE	SECTION	NUMBER		
Z1	B	015		
Z1	B	016		
Z1	B	017		
Z1	B	018		
Z1	B	019		
Z1	B	020		
Z1	B	021		
Z1	B	022		
Z1	B	023		
Z1	B	024		
Z1	B	025		
Z1	B	026		

**NOTES:**



**ZONE 1  
C**





DESCRIPTIVE METADATA REGARDING SURVEY

Name of Survey Collector

Signature of Survey Collector

SURVEY IDENTIFIER			STAKEHOLDER	STAKEHOLDER QUALIFIER
ZONE	SECTION	NUMBER		
Z1	C	001		
Z1	C	002		
Z1	C	003		
Z1	C	004		
Z1	C	005		
Z1	C	006		
Z1	C	007		
Z1	C	008		
Z1	C	009		
Z1	C	010		
Z1	C	011		
Z1	C	012		
Z1	C	013		
Z1	C	014		

SURVEY IDENTIFIER			STAKEHOLDER	STAKEHOLDER QUALIFIER
ZONE	SECTION	NUMBER		
Z1	C	015		
Z1	C	016		
Z1	C	017		
Z1	C	018		
Z1	C	019		
Z1	C	020		
Z1	C	021		
Z1	C	022		
Z1	C	023		
Z1	C	024		
Z1	C	025		
Z1	C	026		

**NOTES:**

# ZONE 1 D





DESCRIPTIVE METADATA REGARDING SURVEY

Name of Survey Collector

Signature of Survey Collector

SURVEY IDENTIFIER			STAKEHOLDER	STAKEHOLDER QUALIFIER
ZONE	SECTION	NUMBER		
Z1	D	001		
Z1	D	002		
Z1	D	003		
Z1	D	004		
Z1	D	005		
Z1	D	006		
Z1	D	007		
Z1	D	008		
Z1	D	009		
Z1	D	010		
Z1	D	011		
Z1	D	012		
Z1	D	013		
Z1	D	014		

SURVEY IDENTIFIER			STAKEHOLDER	STAKEHOLDER QUALIFIER
ZONE	SECTION	NUMBER		
Z1	D	015		
Z1	D	016		
Z1	D	017		
Z1	D	018		
Z1	D	019		
Z1	D	020		
Z1	D	021		
Z1	D	022		
Z1	D	023		
Z1	D	024		
Z1	D	025		
Z1	D	026		

**NOTES:**